

# Product sheet Accessories

## Fittings

### Parallel opening

With the parallel opening system the sash can be moved 3 mm inwards for ventilation. The sash can also be entirely opened once the handle is in the service position. The handle can be placed on the side of the window or on the bottom of the window.


There are two options for the function:

- You can either choose to have the side hung position first and the parallel position after that. Shown in the first film at the right side.
- Or you can choose to have the parallel position first and after that the side hung position. Shown in the second film at the right side.

See a [video about parallel opening](#)

## Product images

### Original configuration



**Closed position**  
Closed position



**Parallel opening position**  
Parallel opening position



**Parallel opening position**  
Parallel opening position

# Product sheet Accessories

## Fittings

### Parallel opening



#### Parallel opening position

Parallel opening position



#### Side hung position

Side hung position for cleaning and service

### Alternative profiles



#### Handle bottom

Parallel opening window. Closed position with the handle at the bottom



#### Handle bottom

Parallel opening position for ventilation with the handle at the bottom



#### Handle bottom

Parallel opening window. Opened position with the handle at the bottom

# Product sheet Accessories

## Fittings

### Parallel opening




#### Side hung with pin hinges and friction stay

No parallell opening option. An alternative with the handle at the bottom as a side hung window with pin hinges and friction stay. The friction stay activates by turning the handle.



#### Side hung with pin hinges and friction stay

No parallell opening function. An alternative with the handle at the bottom as a side hung window with pin hinges and friction stay. The friction stay activates by turning the handle.




#### Side hung with pin hinges and friction stay

No parallell opening function. An alternative with the handle at the bottom as a side hung window with pin hinges and friction stay. The friction stay activates by turning the handle.



#### Parallel opening with restrictor

Parallel opening with restrictor



#### Parallel opening with restrictor

Parallel opening with restrictor



#### Parallel opening with restrictor

Parallel opening with restrictor

#### MAIN OFFICE

Fagersjögatan 3, S-598 97 Mariannelund

Phone +46 496-707 00

Fax +46 496-211 60

E-mail address: [info@leiab.se](mailto:info@leiab.se)

# Product sheet Accessories

## Fittings

### Parallel opening



**Parallel opening with restrictor**  
Parallel opening with restrictor



**Parallel opening with restrictor**  
Parallel opening with restrictor

## References



**Project name** Hornsey Town Hall  
**Client** Ardmore Construction Ltd  
**Location/town** London  
**Window model** Stil



**Project name** Malmesbury Terrace  
**Client** Roof Limited  
**Location/town** London  
**Window model** Royal



**Project name** Royal Exchange  
**Client** St. George City Ltd  
**Location/town** London



**Project name** Welbourne  
**Client** United Living (South) Ltd.  
**Location/town** London

# Product sheet Accessories

## Fittings

Parallel opening

Window model   Stil

Window model   Stil